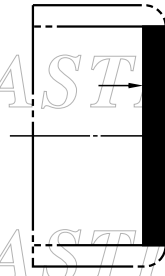
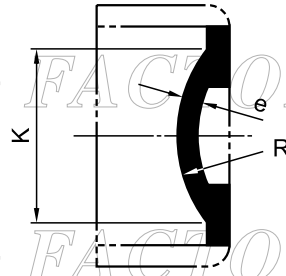




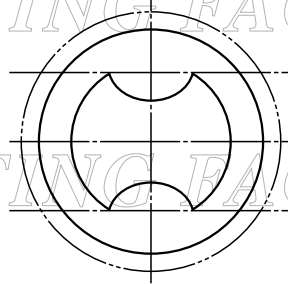
➡ Caps



● Up to & including DN 300



● Over DN 300



Unit : mm

Nominal size DN	e	K & R	Mass (Kg)
80	18.0	-	6.2
100	18.0	-	7.0
150	18.0	-	11.3
200	18.0	-	16.1
250	19.5	-	22.5
300	23.0	-	38.0
350	24.0	315	54.0
400	25.0	370	68.5
450	26.0	420	83.5
500	27.0	460	96.0
600	29.5	565	117.0
700	31.0	665	170.0
800	33.0	760	225.0
900	35.0	860	300.0
1000	37.0	960	370.0
1100	39.0	1060	470.0
1200	41.0	1160	580.0